

MANITOWOC

Jan. 2010

READ FIRST

FOR CDN SELLING PRICE USE THE FOLLOWING MULTIPLIER:

.7 for machines and bins

.6625 for undercounter machines

FREIGHT

Make sure to account for freight from factory and to the customer

TABLE OF CONTENTS

Ice Machines3-7
 Remote7
 QuietQube® Remotes & Ice Beverage8-9
 Nugget Ice Machines9
 Flaker Ice Machines9-10
 Dispensers11
 Ice Storage Bins12
 Bin Adapters & Deflector Kits13
 Accessories14-15

NOTATIONS

Shipping weights are approximate.

TERMS

Terms

Terms are as Company may extend to purchaser.

Terms for Parts

C.O.D. (Deviation on authorization of Credit Department only.)

Returned Parts

Will not serve as an offset for accounting purposes. Credits for returned parts are issued by our Parts Department after inspection of returned defective parts indicates a credit is in order.

Prices

Prices are F.O.B. Manitowoc, Wisconsin. All prices and specifications are subject to change without notice.

WARRANTY

Warranty - Cube Ice Machine

- 5-year parts-and-labor coverage on S, Q, SQ, QQ and IB-model ice machine evaporators.
- 5-year parts and 3-year labor coverage on S, Q, SQ, QQ and IB-model ice machine compressor.
- 3-year parts-and-labor coverage on all dispensers, storage bins, and S, Q, SQ, QQ and IB-model ice cube machines.

Warranty - QM Series Ice Machine

- 3-year parts-and-labor coverage on all components.

Warranty - SM Series Ice Machine

- 3-year parts-and-labor coverage on all components.

Warranty - RF Flake Ice Machines

- 3-year parts.
- 2-year labor.
- Compressor parts for 5 years and labor for 2 years.

Warranty - SN/QF Series Ice Machine

- 2-year parts-and-labor coverage on all components.
NOTE: See Warranty Bond for exclusions.
- Compressor parts for 5 years and labor for 2 years.

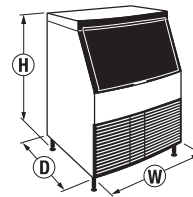
ICE STYLES

- Dice Cube7/8" x 7/8" x 7/8"
- Half Dice Cube3/8" x 1-1/8" x 7/8"
98% ice to water ratio.
- Octagon Shape Cube1-3/8" x 1-3/8"
octagon shape cube (SM50 model). 98% ice to water ratio.
- Nugget IceSoftQube™ texture easy to chew but hard enough to be dispensed. Nugget ice is approximately 3/10" x 3/10" x 1/2". 83% ice to water ratio.
- Flake IceFlake ice is smaller bits of ice.

ICE STORAGE CAPACITY

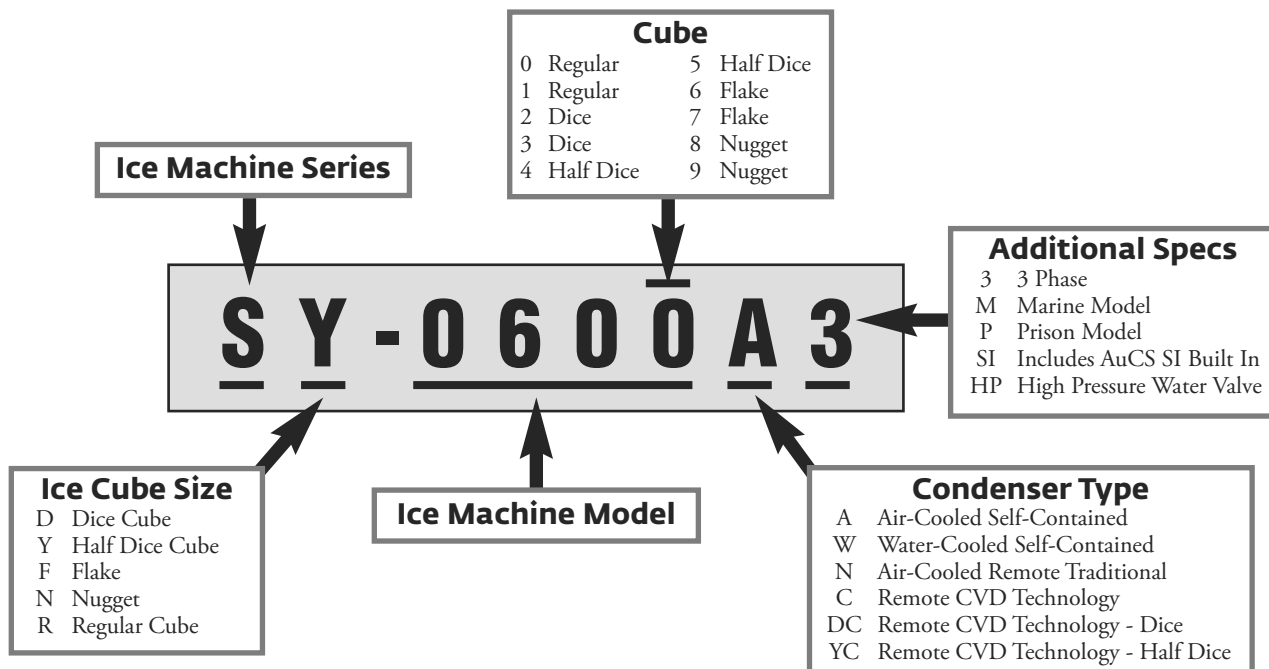
The calculation used to determine actual ice storage capacity varies among manufacturers, most use the ARI standard. When the ARI standard is not referenced, use cubic feet capacity for accurate comparison between manufacturer's models.







DIMENSION DRAWINGS



Height includes legs set at 6.00".
Legs adjust from 6.00" to 7.50".

HOW TO READ A MODEL NUMBER



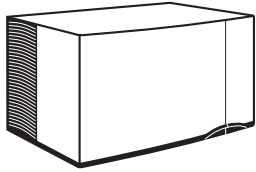
	Model	Condenser Type	Cube Size	Shipping Weight	115/60/1 -161	208-230/60/1 -261	
SM-50	 W 14.75" D 22.75" H 33.5" *53 lbs. daily at 70/50°	SM-50A	Air Cooled	Standard Octagon	114 lbs.	\$2,770	
		ARI Ice storage capacity 25 lbs., includes AR-2800 water filter, bin light, and delay start ice making. If gravity drain is not available a DRAIN PUMP can be purchased separately and installed inside the machine during installation. Includes 6' power cord with NEMA 5-15P plug. Options and Accessories: K-00376 Drain Pump \$405 K-00374 AR-2800 filter sold in case of 12 \$726 000000084 Cleaner in 16 oz. bottle sold in case of 12 \$228 94-0565-3 Sanitizer in 16 oz. bottle sold in case of 12 \$216 IMPORTANT NOTE: Do not use standard Manitowoc cleaner PIN 40-1326-3. This cleaner will damage the evaporator and will not be covered under warranty.					
QM-30 Series	 W 19.69" D 22.34" H 36" *65 lbs. daily at 70/50° *49 lbs. daily at 90/70°	QM-30A	Air Cooled	Dice	109 lbs.	\$2,963	
		Ice storage capacity 30 lbs. Includes 6' power cord with NEMA 5-15P plug.					
QM-45 Series	 W 19.69" D 22.34" H 36" *95 lbs daily at 70/50° *65 lbs daily at 90/70°	QM-45A	Air Cooled	Dice	114 lbs.	\$3,321	
		Ice storage capacity 30 lbs. Includes 6' power cord with NEMA 5-15P plug.					
Q-130 Series	 W 26.00" D 26.50" H 38.50" *130 lbs daily at 70/50° *90 lbs daily at 90/70°	QD-0132A	Air Cooled	Dice	153 lbs.	\$3,556	\$3,606
		QD-0133W	Water Cooled	Dice	153 lbs.	\$3,556	\$3,606
		QY-0134A	Air Cooled	Half Dice	153 lbs.	\$3,556	\$3,606
		QY-0135W	Water Cooled	Half Dice	153 lbs.	\$3,556	\$3,606
		Ice storage capacity 80 lbs. Includes 6' power cord with NEMA 5-15P plug.					
Q-210 Series	 W 26.00" D 26.50" H 38.50" *215 lbs daily at 70/50° *155 lbs daily at 90/70°	QD-0212A	Air Cooled	Dice	157 lbs.	\$3,996★	\$4,046★
		QD-0213W	Water Cooled	Dice	160 lbs.	\$3,996	\$4,046
		QY-0214A	Air Cooled	Half Dice	159 lbs.	\$3,996★	\$4,046★
		QY-0215W	Water Cooled	Half Dice	159 lbs.	\$3,996	\$4,046
		Ice storage capacity 80 lbs. Includes 6' power cord with NEMA 5-15P plug.					
Q-270 Series	 W 30.00" D 28.16" H 38.50" *280 lbs daily at 70/50° *215 lbs daily at 90/70°	QD-0272A	Air Cooled	Dice	208 lbs.	\$4,701★	\$4,751★
		QD-0273W	Water Cooled	Dice	211 lbs.	\$4,701	\$4,751
		QY-0274A	Air Cooled	Half Dice	209 lbs.	\$4,701★	\$4,751★
		QY-0275W	Water Cooled	Half Dice	211 lbs.	\$4,701	\$4,751
		Ice storage capacity 100 lbs. Includes 6' power cord with NEMA 5-15P plug.					

★ ENERGY STAR® Qualified Model

Air filter standard on self-contained air-cooled ice cube machines.

*Daily ice production based on air-cooled condenser model at air temperature/water temperature.

S-300 Series



W 30" D 24.50" H 16.50"
 *340 lbs. daily at 70/50°
 *270 lbs. daily at 90/70°

Model	Condenser Type	Cube Size	Shipping Weight	115/60/1-161	208-230/60/1-261
SD-0302A	Air Cooled	Dice	149 lbs.	\$4,047	\$4,097
SD-0303W	Water Cooled	Dice	151 lbs.	\$4,047	\$4,097
SY-0304A	Air Cooled	Half-Dice	149 lbs.	\$4,047	\$4,097
SY-0305W	Water Cooled	Half-Dice	151 lbs.	\$4,047	\$4,097

Optional Configurations:

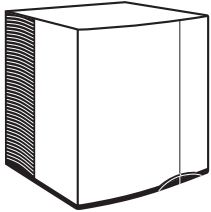
Correctional Model (Add "P" to end of model number) + \$750 + \$750



Recommended Bins: B-170 or B-400 (See page 12).
 See page 13 for required adapters, deflectors, and dispenser baffles.

Not Stackable

S-322 Series



W 22" D 24.50" H 21.50"
 *340 lbs. daily at 70/50°
 *250 lbs. daily at 90/70°

Model	Condenser Type	Cube Size	Shipping Weight	115/60/1-161	208-230/60/1-261
SD-0322A	Air Cooled	Dice	150 lbs.	\$4,211★	\$4,261★
SD-0323W	Water Cooled	Dice	153 lbs.	\$4,211	\$4,261
SY-0324A	Air Cooled	Half-Dice	152 lbs.	\$4,211★	\$4,261★
SY-0325W	Water Cooled	Half-Dice	154 lbs.	\$4,211	\$4,261

Optional Configurations:

Correctional Model (Add "P" to end of model number) + \$750 + \$750




Recommended Bins: B-320 or B-420 (See page 12).
 See page 13 for required adapters, deflectors, and dispenser baffles.

Not Stackable

ICE MACHINE SECTIONS

S-422 Series



W 22" D 24.50" H 21.50"
 *460 lbs daily at 70/50°
 *355 lbs daily at 90/70°

Model	Condenser Type	Cube Size	Shipping Weight	115/60/1-161	208-230/60/1-261
SD-0422A	Air Cooled	Dice	170 lbs.	\$4,481	\$4,531
SD-0423W	Water Cooled	Dice	156 lbs.	\$4,481	\$4,531
SY-0424A	Air Cooled	Half-Dice	156 lbs.	\$4,481★	\$4,531★
SY-0425W	Water Cooled	Half-Dice	157 lbs.	\$4,481	\$4,531

Optional Configurations:


Correctional Model (Add "P" to end of model number) + \$750 + \$750



Recommended Bins: B-320 or B-420 (See page 12).
 See page 13 for required adapters, deflectors, and dispenser baffles.

Not Stackable

S-450 Series



W 30" D 24.50" H 21.50"
 *460 lbs daily at 70/50°
 *365 lbs daily at 90/70°

Model	Condenser Type	Cube Size	Shipping Weight	115/60/1-161	208-230/60/1-261
SD-0452A	Air Cooled	Dice	167 lbs.	\$4,481	\$4,531
SD-0453W	Water Cooled	Dice	170 lbs.	\$4,481	\$4,531
SY-0454A	Air Cooled	Half-Dice	170 lbs.	\$4,481★	\$4,531★
SY-0455W	Water Cooled	Half-Dice	171 lbs.	\$4,481	\$4,531

Optional Configurations:

Correctional Model (Add "P" to end of model number) + \$750 + \$750


Automatic Cleaning System AuCS-SI (Add "SI" to end of model number) + \$637 + \$637



Recommended Bins: B-400, B-570 or B-750 (see page 12).
 See page 13 for required adapters, deflectors, and dispenser baffles.

Not Stackable

S-500 Series



W 30" D 24.50" H 21.50"
 *560 lbs daily at 70/50°
 *440 lbs daily at 90/70°

Model	Condenser Type	Cube Size	Shipping Weight	115/60/1-161	208-230/60/1-261
SD-0502A	Air Cooled	Dice	178 lbs.	\$4,936★	\$4,986★
SD-0503W	Water Cooled	Dice	180 lbs.	\$4,936	\$4,986
SD-0592N*	Remote Air ¹	Dice	180 lbs.	\$4,822★	
SY-0504A	Air Cooled	Half-Dice	180 lbs.	\$4,936★	\$4,986★
SY-0505W	Water Cooled	Half-Dice	181 lbs.	\$4,936	\$4,986
SY-0594N*	Remote Air ¹	Half-Dice	181 lbs.	\$4,822★	

Optional Configurations:

Correctional Model (Add "P" to end of model number) + \$750 + \$750

Automatic Cleaning System AuCS-SI (Add "SI" to end of model number) + \$637 + \$637



Recommended Bins: B-400, B-570 or B-750 (see page 12).
 See page 13 for required adapters, deflectors, and dispenser baffles.


¹Use JC-0495 remote condenser and RT()R-404A tubing kit (see page 7).

Not Stackable

★ ENERGY STAR® Qualified Model

*Daily ice production based on air-cooled condenser model at air temperature/water temperature. ** See Accessories price list.

S-600 Series



W 30" D 24.50" H 21.50"
 *650 lbs. daily at 70/50°
 *540 lbs. daily at 90/70°

Model	Condenser Type	Cube Size	Shipping Weight	208-230/60/1-261	208-230/60/3-263
SD-0602A	Air Cooled	Dice	207 lbs.	\$5,596★	
SD-0603W	Water Cooled	Dice	209 lbs.	\$5,596	
SD-0692N	Remote Air ¹	Dice	207 lbs.	\$5,484★	
SY-0604A	Air Cooled	Half Dice	208 lbs.	\$5,596★	
SY-0605W	Water Cooled	Half Dice	210 lbs.	\$5,596	
SY-0694N	Remote Air ¹	Half Dice	209 lbs.	\$5,484★	

Optional Configurations:

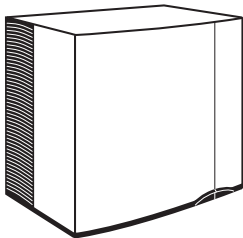
Correctional Model (Add "P" to end of model number) + \$750
Automatic Cleaning System AuCS-SI (Add "SI"*** to end of model number) + \$637



Recommended Bins: B-400, B-570 or B-750 (see page 12).
 See page 13 for required adapters, deflectors, and dispenser baffles.
¹Use JC-0895 remote condenser and RT()R-404A tubing kit (see page 7).

Not Stackable

S-850 Series



W 30" D 24.50" H 26.50"
 *940 lbs. daily at 70/50°
 *725 lbs. daily at 90/70°

Model	Condenser Type	Cube Size	Shipping Weight	208-230/60/1-261	208-230/60/3-263
SD-0852A	Air Cooled	Dice	232 lbs.	\$7,062	\$7,262
SD-0853W	Water Cooled	Dice	232 lbs.	\$7,062	\$7,262
SD-0892N	Remote Air ¹	Dice	235 lbs.	\$6,950	\$7,150★
SY-0854A	Air Cooled	Half Dice	234 lbs.	\$7,062★	\$7,262★
SY-0855W	Water Cooled	Half Dice	234 lbs.	\$7,062	\$7,262
SY-0894N	Remote Air ¹	Half Dice	240 lbs.	\$6,950★	\$7,150★

Optional Configurations:

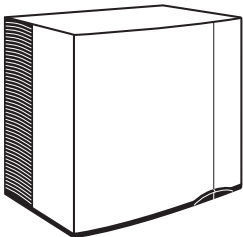
Correctional Model (Add "P" to end of model number) + \$750 + \$750
Automatic Cleaning System AuCS-SI (Add "SI"*** to end of model number) + \$637 + \$637



Recommended Bins: B-570, B-970 or B-1100 (See page 12).
 See page 13 for required adapters, deflectors, and dispenser baffles.
¹Use JC-0895 remote condenser and RT()R-404A tubing kit (see page 7).

Not Stackable

S-1000 Series



W 30" D 24.50" H 26.50"
 *1,050 lbs daily at 70/50°
 *840 lbs daily at 90/70°

Model	Condenser Type	Cube Size	Shipping Weight	208-230/60/1-261	208-230/60/3-263
SD-1002A	Air Cooled	Dice	237 lbs.	\$8,090	\$8,290
SD-1003W	Water Cooled	Dice	241 lbs.	\$8,090	\$8,290
SD-1092N	Remote Air ¹	Dice	232 lbs.	\$7,979	\$8,179
SY-1004A	Air Cooled	Half Dice	240 lbs.	\$8,090	\$8,290
SY-1005W	Water Cooled	Half Dice	241 lbs.	\$8,090	\$8,290
SY-1094N	Remote Air ¹	Half Dice	238 lbs.	\$7,979	\$8,179

Optional Configurations:

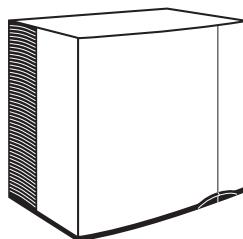
Correctional Model (Add "P" to end of model number) + \$750 + \$750
Automatic Cleaning System AuCS-SI (Add "SI"*** to end of model number) + \$637 + \$637



Recommended Bins: B-570, C-730S, B-970, B-1100 or B-1400 (See page 12).
 See page 13 for required adapters, deflectors, and dispenser baffles. ¹Use JC-0895 remote condenser and RT()R-404A tubing kit (see page 7).

Not Stackable

S-1200 Series



W 30" D 24.50" H 29.50"
 *1,205 lbs daily at 70/50°
 *945 lbs daily at 90/70°

Model	Condenser Type	Cube Size	Shipping Weight	208-230/60/1-261	208-230/60/3-263
SD-1202A	Air Cooled	Dice	259 lbs.	\$9,053	\$9,253
SD-1203W	Water Cooled	Dice	261 lbs.	\$9,053	\$9,253
SY-1204A	Air Cooled	Half Dice	262 lbs.	\$9,053	\$9,253
SY-1205W	Water Cooled	Half Dice	263 lbs.	\$9,053	\$9,253

Optional Configurations:

Automatic Cleaning System AuCS-SI (Add "SI"*** to end of model number) + \$637 + \$637



Recommended Bins: B-570, C-730S, B-970, B-1100 or B-1400 (See page 12).
 See page 13 for required adapters, deflectors, and dispenser baffles. Refer to page 7 for remote condensers and tubing kits.

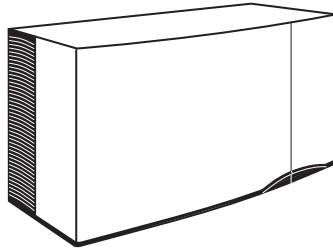
Not Stackable

ICE MACHINE SECTIONS

★ ENERGY STAR® Qualified Model

*Daily ice production based on air-cooled condenser model at air temperature/water temperature. ** See Accessories price list.

S-1400 Series



W 48" D 24.50" H 26.50"
 *1,450 Lbs daily at 70/50°
 *1,200 Lbs daily at 90/70°

Model	Condenser Type	Cube Size	Shipping Weight	208-230/60/1-261	208-230/60/3-263
SD-1402A	Air Cooled	Dice	292 lbs.	\$9,135★	\$9,335★
SD-1403W	Water Cooled	Dice	298 lbs.	\$9,135	\$9,335
SD-1492N	Remote Air ¹	Dice	293 lbs.	\$9,024★	\$9,224★
SY-1404A	Air Cooled	Half Dice	292 lbs.	\$9,135★	\$9,335★
SY-1405W	Water Cooled	Half Dice	294 lbs.	\$9,135	\$9,335
SY-1494N	Remote Air ¹	Half Dice	298 lbs.	\$9,024★	\$9,224★

Optional Configurations:

Correctional Model (Add "P" to end of model number)	+ \$750	+ \$750
Automatic Cleaning System AuCS-SI (Add "SI" to end of model number)	+ \$637	+ \$637



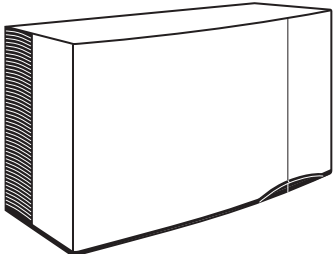
Recommended Bins: B-970, B-1100 or B-1400 (See page 12).

See page 13 for required adapters, deflectors, and dispenser baffles.

¹Use JC-1395 remote condenser and RL()R-404A tubing kit (see page 7).

Not Stackable

S-1600 Series



W 48" D 24.50" H 29.50"
 *1,690 lbs. daily at 70/50°
 *1,370 lbs. daily at 90/70°

Model	Condenser Type	Cube Size	Shipping Weight	208-230/60/1-261	208-230/60/3-263
SD-1602A	Air Cooled	Dice	303 lbs.	\$11,728	\$11,928
SD-1603W	Water Cooled	Dice	303 lbs.	\$11,728	\$11,928
SD-1692N	Remote Air ¹	Dice	308 lbs.	\$11,610	\$11,810
SY-1604A	Air Cooled	Half Dice	303 lbs.	\$11,728	\$11,928
SY-1605W	Water Cooled	Half Dice	309 lbs.	\$11,728	\$11,928
SY-1694N	Remote Air ¹	Half Dice	316 lbs.	\$11,610	\$11,810

Optional Configurations:

Correctional Model (Add "P" to end of model number)	+ \$750	+ \$750
Automatic Cleaning System AuCS-SI (Add "SI" to end of model number)	+ \$637	+ \$637



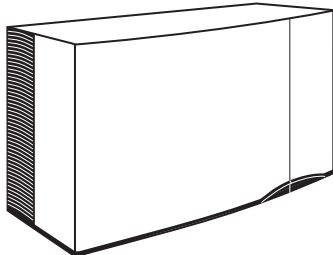
Recommended Bins: B-970, B-1100 or B-1400 (See page 12).

See page 12 for required adapters, deflectors, and dispenser baffles

¹Use JC-1395 remote condenser and RL()R-404A tubing kit (see page 7).

Not Stackable

S-1800 Series



W 48" D 24.50" H 29.50"
 *1,880 lbs. daily at 70/50°
 *1,540 lbs. daily at 90/70°

Model	Condenser Type	Cube Size	Shipping Weight	208-230/60/1-261	208-230/60/3-263
SD-1802A	Air Cooled	Dice	317 lbs.	\$11,979	\$12,179
SD-1803W	Water Cooled	Dice	319 lbs.	\$11,979	\$12,179
SD-1892N	Remote Air ¹	Dice	324 lbs.	\$11,869	\$12,069
SY-1804A	Air Cooled	Half Dice	321 lbs.	\$11,979	\$12,179
SY-1805W	Water Cooled	Half Dice	322 lbs.	\$11,979	\$12,179
SY-1894N	Remote Air ¹	Half Dice	330 lbs.	\$11,869	\$12,069

Optional Configurations:

Correctional Model (Add "P" to end of model number)	+ \$750	+ \$750
Automatic Cleaning System AuCS-SI (Add "SI" to end of model number)	+ \$637	+ \$637




Recommended Bins: B-970, B-1100 or B-1400 (See page 12).

See page 12 for required adapters, deflectors, and dispenser baffles

¹Use JC-1395 remote condenser and RL()R-404A tubing kit (see page 7).

Not Stackable

Q-1800 Stackable



W 48" D 24.50" H 29.50"
 *1,830 Lbs Daily at 70/50°
 *1,660 lbs. daily at 90/70°

Model	Condenser Type	Cube Size	Shipping Weight	208-230/60/1-261	208-230/60/3-263
QY-1805S	Water Cooled	Half Dice	326 lbs.	\$12,458	\$12,658
QY-1894S	Remote Air ¹	Half Dice	331 lbs.	\$12,345	\$12,545



Recommended Bins: B-1400 (See page 12).

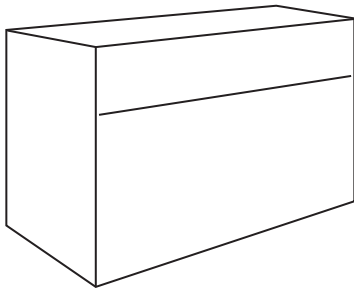
See page 13 for required adapters, deflectors, and dispenser baffles

¹Use JC-1895 remote condenser and RL()R-404A tubing kit (see page 7).

Page 15 for stacking and relay kits.

★ ENERGY STAR® Qualified Model

*Daily ice production based on air-cooled condenser model at air temperature/water temperature. ** See Accessories price list.

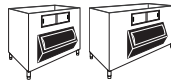


W 48" D 31" H 36"

*3,380 lbs Daily at 70/50°

*2,930 lbs. daily at 90/70°

Model	Condenser Type	Cube Size	Shipping Weight	208-230/60/3-263
SD-3303W3	Water Cooled	Dice	527 lbs.	\$21,990
SD-3303W3HP	Water Cooled	Dice	527 lbs.	\$23,190
SY-3305W3	Water Cooled	Half Dice	527 lbs.	\$21,990
SY-3305W3HP	Water Cooled	Half Dice	527 lbs.	\$23,190



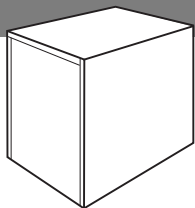
Not Stackable

Recommended Bins: B-1100-00 or B-1400-00 (See page 12).

See page 13 for required adapters and deflectors.

★ ENERGY STAR® Qualified Model

MARINE ICE CUBE MACHINES (WATER-COOLED ONLY)



S-600

W 30" D 24.50" H 21.50"

S850

W 30" D 24.50" H 26.50"

S-1000

W 30" D 24.50" H 26.50"

S-1400

W 30" D 24.50" H 26.50"

S-1800

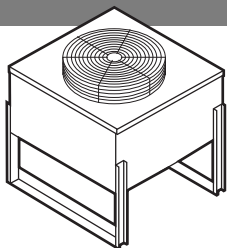
W 48" D 24.50" H 29.50"

S-3300

W 48" D 31.00" H 36.00"

	Model	70°/50°	90°/70°	Cube Size	Ship Weight	208-230/60/1-261M	208-230/60/3-263M	460/60/3-463M
S600	SD-0603W	650	610	Dice	209	\$7,196		
	SY-0605W	650	610	Half Dice	210	\$7,196		
S850	SD-0853W	835	740	Dice	232	\$8,662	\$8,862	
	SY-0855W	875	810	Half Dice	234	\$8,662	\$8,862	
S1000	SD-1003W	1,000	955	Dice	241	\$9,690	\$9,890	\$10,590
	SY-1005W	1,075	960	Half Dice	242	\$9,690	\$9,890	
S1400	SD-1403W	1,430	1,290	Dice	303	\$10,735	\$10,935	\$11,635
	SY-1405W	1,460	1,310	Half Dice	309	\$10,735	\$10,935	
S1800	SD-1803W	1,880	1,670	Dice	334	\$13,579	\$13,779	\$14,479
	SY-1805W	1,890	1,750	Half Dice	337	\$13,579	\$13,779	
S3300	SD-3303W3	3,320	2,820	Dice	501			\$24,290

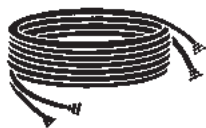
STANDARD REMOTE AIR-COOLED CONDENSER



Model	For use with Remote Ice Machine	Shipping Weight	115/60/1-161	208-230/60/1-261
JC-0495	S-500 Series	80 lbs.	\$1,111	
JC-0895	S-600, S-850, and S-1000 Series	78 lbs.		\$1,390
JC-1395	S-1400, S-1600, and S-1800 Series	91 lbs.		\$1,451
JC-1895	Q-1800 Series Stackable only	106 lbs.		\$2,138

NOTE: For coated condenser coils, add \$200 to list price. This option is recommended for high salt spray environments. Must be requested at time of order.

STANDARD REMOTE TUBING KITS & ACCESSORIES



Kit	For use with Series	Tubing Length	Shipping Weight	Suggested List Price
RT-20-R-404A	S-500, 600, 850, 1000 - Precharged	20 ft.	10 lbs.	\$305
RT-35-R-404A	S-500, 600, 850, 1000 - Precharged	35 ft.	15 lbs.	\$375
RT-50-R-404A	S-500, 600, 850, 1000 - Precharged	50 ft.	22 lbs.	\$451
RL-20-R-404A	S-1400, 1600, 1800 - Precharged	20 ft.	11 lbs.	\$305
RL-35-R-404A	S-1400, 1600, 1800 - Precharged	35 ft.	17 lbs.	\$381
RL-50-R-404A	S-1400, 1600, 1800 - Precharged	50 ft.	23 lbs.	\$468

ACCESSORY

K-00129	Remote Coupling Kit needed for non-Manitowoc tubing	2 lbs.	\$114
---------	---	--------	-------


NOTE: Manitowoc remote systems are only approved and warranted as a complete new package. Replacing an ice machine with an S-remote model requires a NEW condenser and line set. Use of a new multi-circuited condenser is approved when sized and installed as outlined in Manitowoc Product Information. Rack system applications are not approved.

TOP AIR DISCHARGE KIT

Kit	For use with Series	Shipping Weight	Suggested List Price
K-00379	S-450, S-500, S-600	18 lbs.	\$299

QUIETQUBE® ICE MACHINES

QuietQube® Ice Machines



S-680C

W 30" D 24.50" H 21.50"

S-800C / S-1000C

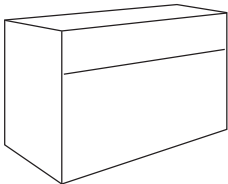
W 30" D 24.50" H 26.50"

S-1470C

W 30" D 24.50" H 25.00"

S-1200C / S1870C / S-2170C


W 30" D 24.50" H 29.50"



S-3070C

W 48" D 31" H 36"

Ice Bev Ice Machines



IB-680C

W 22" D 14" H 24"

IB-800C

W 22" D 14" H 26.50"

IB-1000C

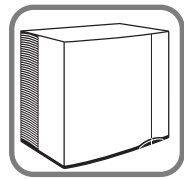
W 22" D 14" H 30.50"

★ **ENERGY STAR®**
Qualified Model

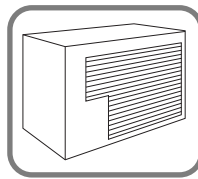
	Series	Daily Ice Production		Cube Size	Shipping Weight	115/60/1 -161
		70/50°	90/70°			
S680C	SD-0682C	650 lbs.	575 lbs.	Dice	152 lbs.	\$4,999★
	SY-0684C	680 lbs.	590 lbs.	Half Dice	155 lbs.	\$4,999★
S850C	SD-0872C	665 lbs.	600 lbs.	Dice	171 lbs.	\$6,486
	SY-0874C	815 lbs.	705 lbs.	Half Dice	174 lbs.	\$6,486★
S1000C	SD-1072C	920 lbs.	800 lbs.	Dice	176 lbs.	\$7,321★
	SY-1074C	990 lbs.	850 lbs.	Half Dice	180 lbs.	\$7,321★
S1200C	SD-1272C	1,095 lbs.	975 lbs.	Dice	190 lbs.	\$7,843
	SY-1274C	1,100 lbs.	1,000 lbs.	Half Dice	195 lbs.	\$7,843
S1470C	SD-1472C	1,380 lbs.	1,220 lbs.	Dice	174 lbs.	\$8,151★
	SY-1474C	1,400 lbs.	1,235 lbs.	Half Dice	179 lbs.	\$8,151★
S1870C	SD-1872C	1,770 lbs.	1,500 lbs.	Dice	210 lbs.	\$10,402★
	SY-1874C	1,825 lbs.	1,550 lbs.	Half Dice	210 lbs.	\$10,402★
S2170C	SD-2172C	1,905 lbs.	1,675 lbs.	Dice	210 lbs.	\$10,598
	SY-2174C	1,990 lbs.	1,755 lbs.	Half Dice	210 lbs.	\$10,598
S3070C	SD-3072C	2850 lbs.	2350 lbs.	Dice	423 lbs.	\$21,095★
	SY-3074C	2910 lbs.	2420 lbs.	Half Dice	423 lbs.	\$21,095★
IB680C	IB-0682DC	620 lbs.	550 lbs.	Dice	122 lbs.	\$5,806★
	IB-0684YC	620 lbs.	555 lbs.	Half Dice	122 lbs.	\$5,806★
IB800C	IB-0822DC	715 lbs.	630 lbs.	Dice	130 lbs.	\$6,884
	IB-0824YC	795 lbs.	690 lbs.	Half Dice	131 lbs.	\$6,884★
IB1000C	IB-1022DC	980 lbs.	890 lbs.	Dice	148 lbs.	\$7,755
	IB-1024YC	1,000 lbs.	890 lbs.	Half Dice	148 lbs.	\$7,755

Ice deflector K-00383 required for two S-1470, S-1870 or S-2170 units side by side. Single S-1470, S-1870 or S-2170 requires K-00385 when installing on B-970 ice storage bin or K-00382 when installing on non-Manitowoc bin. Single S-1470, S-1870 or S-2170 requires K-00386 when


installing on C-730 ice storage bin. Kit not to be used when installing on ice dispenser. S-680C, S-850C, S-1000C and S-1200C require ice deflector K-00347 for B-750, B-1050, B-1100, B-1400, or non-Manitowoc bins.



Ice Maker



Condensing Unit



Tubing

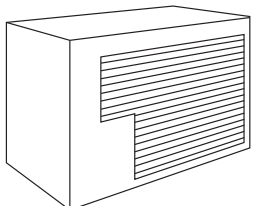


QuietQube®
or
Ice/Beverage
Ice Making
Components¹

NOTE: Manitowoc remote systems are only approved and warranted as a complete new package. Replacing an ice machine with a S or Q-remote model requires a NEW condenser and line set. Only Manitowoc CVD condensing units are approved with QQ and IB Series machines.

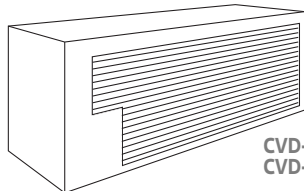
¹Ice dispenser or storage bin with appropriate adapter also required. Order all separately. NOTE: K-00336 dispenser thermostat kit optional. Recommended for high humidity location to reduce equipment sweating. Included with IB ice machines.

CONDENSING UNITS



W 34" D 24.13" H 25.75"

CVD-0685
CVD-0885
CVD-1085
CVD-1185
CVD-1285
CVD-1485
CVD-1486
CVD-1885



W 53" D 26" H 25.75"

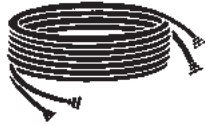
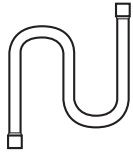
CVD-2085
CVD-3085

Model	Condenser Type	For use with	Shipping Weight	208-230/60/1	
				-261	-263
CVD-0685	Air-cooled	S-680C, IB-680C	201 lbs.	\$2,177	\$2,277
CVD-0885	Air-cooled	IB-800C, S-850C	206 lbs.	\$2,306	\$2,406
CVD-1085	Air-cooled	S-1000C	206 lbs.	\$2,584	\$2,684
CVD-1185	Air-cooled	IB-1000C	208 lbs.	\$2,584	\$2,684
CVD-1285	Air-cooled	S-1200C	210 lbs.	\$2,584	\$2,684
CVD-1485	Air-cooled	S-1470C	190 lbs.	\$2,718	\$2,818
CVD-1486*	Water-cooled	S-1470C	190 lbs.	\$2,769	\$2,869
CVD-1885	Air-cooled	S-1870C	195 lbs.	\$3,529	\$3,629
CVD-2085	Air-cooled	S-2170C	266 lbs.	\$5,767	\$5,867
CVD-3085	Air-Cooled	S-3070C	268 lbs.		\$7,800

*If water system is over 150PSIG order the high pressure valve option (CVD-1486WHP), add \$620 to the list price. High pressure valve maximum PSIG is 350.

NOTE: For coated condenser coils, add \$200 to list price. This option is recommended for high salt spray environments. Must be requested at time of order.

QUIETQUBE® & IB REMOTE TUBING KITS & ACCESSORIES



Kit	Description	Shipping Weight	Suggested List Price
K-00166	"S"-Trap kit for CVD-1185, 1285, 1485, 1486, 1885, 2085 and 3085 condensing units with line set rise over 20'.	1 lb.	\$61
K-00172	"S"-Trap kit for CVD-0675, 0885, and 1085 condensing units with line set rise over 20'.	1 lb.	\$61
RC-20	20' tubing length for CVD-1185, 1285, 1485, 1486 and 1885 condensing units. Not precharged.	14 lbs.	\$210
RC-21	20' tubing length for CVD-0675, 0885 and 1085 condensing units. Not precharged.	12 lbs.	\$182
RC-24	20' Tubing length for CVD-3070C	37 lbs.	\$505
RC-23	20' tubing length for CVD-2085 condensing units. Not precharged.	17 lbs.	\$286
RC-30	30' tubing length for CVD-1185, 1285, 1485, 1486 and 1885 condensing units. Not precharged.	20 lbs.	\$310
RC-31	30' tubing length for CVD-0675, 088 and 1085 condensing units. Not precharged.	17 lbs.	\$270
RC-33	30' tubing length for CVD-2085 condensing units. Not precharged.	25 lbs.	\$519
RC-34	30' Tubing length for CVD-3070C	47 lbs.	\$735
RC-50	50' tubing length for CVD-1185, 1285, 1485, 1486 and 1885 condensing units. Not precharged.	31 lbs.	\$515
RC-51	50' tubing length for CVD-0675, 0885 and 1085 condensing units. Not precharged.	27 lbs.	\$439
RC-53	50' tubing length for CVD-2085 condensing units. Not precharged.	39 lbs.	\$853
RC-54	50' Tubing length for CVD-3070C	73 lbs.	\$1190

*IB Adapter For Cornelius Dispenser: Ordered and shipped from Manitowoc Ice

Kit	Description	Shipping Weight	Suggested List Price
K-00340	For 22" wide Enduro 150 for McDonald's ABS unit	26 lbs.	\$740
K-00341	24.5" Enduro 175	27 lbs.	\$843
K-00342	30" Enduro 200/250	31 lbs.	\$956
K-00343	44" Enduro 300	48 lbs.	\$1,138

SN-12 Series



W 16.25" D 24" H 35"
 *325 lbs. daily at 70/50°
 *253 lbs. daily at 90/70°

Model	Condenser Type	Ice Shape	Shipping Weight	115/60/1 -161
SN-12A	Air Cooled	Nugget Ice	162 lbs.	\$6,469
SN-12AT	Air Cooled	Nugget Ice	162 lbs.	\$6,698


Note Dispensing Type: SN-12A model is lever activated and the SN-12AT is sensor activated.
 3 dispensing options: ice, water, and ice/water together. Bin capacity is 12 lbs. Legs sold separately.
Use cleaner (000000084) only with this model.
 Cannot use with AuCS cleaning system.

Kit	Description	Electrical	Shipping Weight	Suggested List Price
K-00377	Kit to convert SN-12 from lever activated to touchless sensing dispensing option	115/60/1	3 lbs.	\$313
K-00345	Leg kit for SN-12 (Adjustable: 4.5" to 6.5")	—	3 lbs.	\$88

QUIETQUBE REMOTES & ICE BEV

COUNTERTOP NUGGET

QF-400 Series



W 26" D 26.50" H 38.50"
 *395 lbs. daily at 70/50°
 *300 lbs. daily at 90/70°

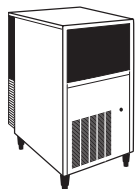
Model	Condenser Type	Ice Shape	Shipping Weight	115/60/1 -161
QF-0406A	Air Cooled	Flake Ice	183 lbs.	\$6,596

Ice storage capacity 60 lbs.
 Pre-wired with 6' power cord and NEMA 5-15P plug.
 Cannot use with AuCS cleaning system.

FLAKE MACHINES

Air filter standard on self-contained air-cooled nugget and flake ice cube machines.
 *Daily ice production based on air-cooled condenser model at air temperature/water temperature.

RF0244 / RF0266



Model	Condenser Type	Ice Shape	Shipping Weight	115/60/1-161	208-230/60/1-261
RF0244A	Air Cooled	Flake Ice	148 lbs.	\$5,370	
RF0266A	Air Cooled	Flake Ice	168 lbs.	\$5,520	

Ice storage capacity: RF0244A = 40 lbs.
RF0266A = 60 lbs.

Includes 6' power cord with NEMA 5-15P plug.
Not for use with AuCS cleaning system.

RF0244A W 19.69" D 25.98" H 33.17"
RF0266A W 19.69" D 25.98" H 37.50"

*182 lbs. daily at 70/50°
*150 lbs. daily at 90/70°

RF0388 / RF0399



RF0388A	Air Cooled	Flake Ice	209 lbs.	\$6,155	
RF0399A	Air Cooled	Flake Ice	231 lbs.	\$6,305	

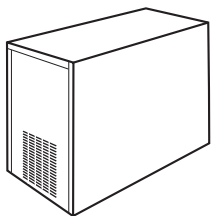
Ice storage capacity: RF0388A = 90 lbs.
RF0399A = 120 lbs.

Includes 6' power cord with NEMA 5-15P plug.
Not for use with AuCS cleaning system.

RF0388A W 29.06" D 27.17" H 42.22"
RF0399A W 29.06" D 27.17" H 46.16"

*332 lbs. daily at 70/50°
*270 lbs. daily at 90/70°

RF0300



W 25.2" D 18.5" H 21.85"

*311 lbs daily at 70/50°
*259 lbs daily at 90/70°

RF0300A	Air Cooled	Flake Ice	174 lbs.	\$5,210	
---------	------------	-----------	----------	---------	--

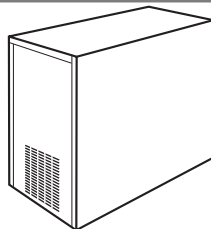


Recommended Bins: B-400 or B-570 (See page 12).
See page 13 for required adapters, deflectors, and dispenser baffles.

Standard Equipment: K-00404 30" B-Style Bin Adapter.
Use cleaner (000000084) only with this model.
Not for use with SPA/SFA dispensers, AuCS Cleaning System, or K-00138 Caster Kit.

Not Stackable

RF0650



W 25.2" D 18.5" H 27.56"

*688 lbs daily at 70/50°
*540 lbs daily at 90/70°

RF0650A	Air Cooled	Flake Ice	223 lbs.		\$6,915
---------	------------	-----------	----------	--	---------

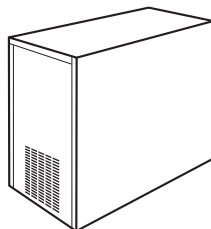


Recommended Bins: B-400 or B-570 (See page 12).
See page 13 for required adapters, deflectors, and dispenser baffles.

Standard Equipment: K-00404 30" B-Style Bin Adapter.
Use cleaner (000000084) only with this model.
Not for use with SPA/SFA dispensers, AuCS Cleaning System, or K-00138 Caster Kit.

Not Stackable

RF1200



W 25.2" D 18.5" H 27.56"

*1,186 lbs daily at 70/50°
*864 lbs daily at 90/70°

RF1200A	Air Cooled	Flake Ice	271 lbs.		\$8,990
RF1200W	Water Cooled	Flake Ice	271 lbs.		\$8,990







Recommended Bins: B-400, B-570, B-970¹ (See page 12).
See page 13 for required adapters, deflectors, and dispenser baffles.

¹B-970 bin requires 48" B-style bin adapter K-00405

Standard Equipment: K-00404 30" B-Style Bin Adapter.
Use cleaner (000000084) only with this model.
Not for use with SPA/SFA dispensers, AuCS Cleaning System, or K-00138 Caster Kit.

Not Stackable

*Daily ice production based on air-cooled condenser model at air temperature/water temperature. ** See Accessories price list.

	Model	Description	Shipping Weight	115/60/1 -161	208-230/60/1 -261	
SFA-191 Series	 <p>W 22" D 31" H 54"</p>	SFA-191	120 lb. storage, floor standing dispenser with water valve.	167 lbs.	\$5,328	\$5,378
		<p>Patented "Push for Ice" rocking chute dispense mechanism. Stainless steel legs included. Accepts single 22" Dice or Half Dice size ice machine (order separately). Height includes legs set at 6.00". Legs adjust from 6.00" to 7.50". S-22" requires K-00348 baffle (included with dispenser). See page 13 for required adapters.</p>				
SFA-291 Series	 <p>W 30" D 32" H 60.50"</p>	SFA-291	180 lb. storage, floor standing dispenser with water valve.	214 lbs.	\$6,277	\$6,327
		<p>Patented "Push for Ice" rocking chute dispense mechanism. Stainless steel legs included. Accepts single 22" or 30" Dice or Half Dice size ice machine except Series 1000 and 1200 (order separately). S30" requires K-00346 baffle (included with dispenser). Height includes legs set at 6.00". Legs adjust from 6.00" to 7.50". See page 13 for required adapters.</p>				
SPA-160 Series	 <p>W 22" D 31" H 54"</p>	SPA-160 Push for Ice	120 lb. storage, floor standing dispenser.	166 lbs.	\$4,525	\$4,575
		SRA-164 Room card	120 lb. storage, floor standing dispenser.	171 lbs.	\$4,661	\$4,711
		SCA-163 Coin operated	25-cent coin only. 120 lb. storage, floor standing dispenser.	168 lbs.	\$5,672	\$5,722
		<p>Patented "Push for Ice" rocking chute dispense mechanism. Stainless steel legs included. Accepts single 22" Dice or Half Dice size ice machine (order separately). Height includes legs set at 6.00". Legs adjust from 6.00" to 7.50". S22" requires K-00348 baffle (included with dispenser). See page 13 for required adapters.</p>				
SPA-310 Series	 <p>W 30" D 32" H 60.50"</p>	SPA-310 Push for Ice	180 lb. storage, floor standing dispenser.	210 lbs.	\$5,333	\$5,383
		SRA-340 Room card	180 lb. storage, floor standing dispenser.	216 lbs.	\$5,481	\$5,531
		SCA-330 Coin operated	25-cent coin only. 180 lb. storage, floor standing dispenser.	215 lbs.	\$6,474	\$6,524
		<p>Patented "Push for Ice" rocking chute dispense mechanism. Stainless steel legs included. Accepts single 22" or 30" Dice or Half Dice size ice machine except Series S-1000 and S-1200 (order separately). Height includes legs set at 6.00". Legs adjust from 6.00" to 7.50". S30" requires K-00346 baffle (included with dispenser). See page 13 for required adapters.</p>				

MISCELLANEOUS

Kit	Description	Shipping Weight	Suggested List Price
K-00364	DISPENSER THERMOSTAT KIT - For use on dispensers only. Reduces ice machine overflow and condensation problems in high humidity locations. Includes universal mounting bracket.	2 lbs.	\$255
K-00210	DISPENSER BAFFLE - required for 30" Q-Series Manitowoc ice machine on non-Manitowoc and Q-dispensers. (Q-dispensers include this adapter.)	3 lbs.	\$57
K-00346	DISPENSER BAFFLE - required for use with any Manitowoc 30" S-Series ice machine in a dispenser application. Adapter is included with S-Series dispenser, no need to order. NOT required for S-1470, S-1870 and S-2170.	3 lbs.	\$57
K-00348	DISPENSER BAFFLE - required for use with any Manitowoc 22" S-Series ice machine in a dispenser application. Adapter is included with S-Series dispenser, no need to order. NOT required for S-1470, S-1870 and S-2170.	3 lbs.	\$63
K-00336	ELECTRONIC BIN THERMOSTAT - for IB dispenser or QF-400 flake ice machines using Ro/Di water. Included on all IB ice machines.	2 lbs.	\$261
K-00395	S-3300 BIN THERMOSTAT KIT - For use with S-3300	3 lbs.	\$370
K-00400	CUP DISPENSING CHUTE KIT - Narrower Dispenser chute for cup dispensing applications.	2 lbs.	\$77


ICE STORAGE BINS

B-STYLE



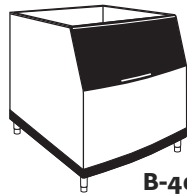
B-170

W 30" D 29.50" H 25"




B-320

W 22" D 34" H 38"




B-400

W 30" D 34" H 38"



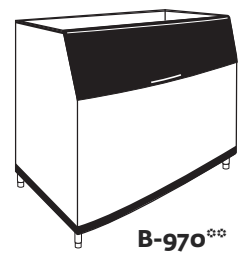
B-420

W 22" D 34" H 50"



B-570

W 30" D 34" H 50"



B-970**

W 48" D 34" H 50"

Model	Storage Capacity* ARI/Lbs.	Cu. Ft.	Shipping Weight	Suggested List Price
B-170	150	6.1	68 lbs.	\$1,184
B-320	210	8.9	84 lbs.	\$1,406
B-400	290	12.3	98 lbs.	\$1,503
B-420	310	12.9	104 lbs.	\$1,503
B-570	430	17.9	122 lbs.	\$1,684
B-970**	710	29.7	168 lbs.	\$2,379

One set of stainless steel legs included in bin price for B-Series bin. Height includes bin legs set at 6.00". Legs adjust from 6.00" to 7.75".


NOTE: The calculation used to determine actual ice storage capacity varies among manufacturers, most use the ARI standard. When the ARI standard is not referenced, use cubic feet capacity for accurate comparison between manufacturer's models.

* ARI storage capacity for bins is based on 80% of total volume in cubic feet x 30 lb./ft.³ average density of ice.

** Previous C-950 bin requires K-00119 bin deflector when using S-22", S-30", or S-48". Use K-00385 ice deflector with S-1470C, S-1870C or S-2170C on B-970 Bin.

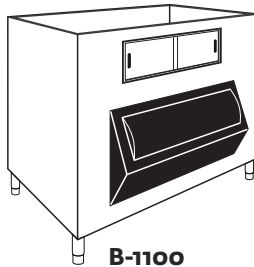
B-STYLE

Large Capacity



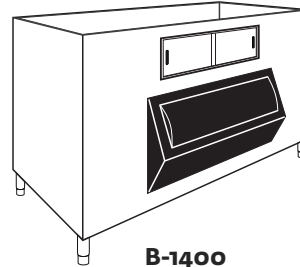
B-750

W 30" D 34"* H 57"



B-1100

W 48" D 34"* H 56"



B-1400

W 60" D 34"* H 56"

*All large capacity bins are 42" D at deepest point

Model	Storage Capacity* ARI/Lbs.	Cu. Ft.	Shipping Weight	Suggested List Price
B-750	748	23.7	234 lbs.	\$4,747
B-1100	1,114	35.4	280 lbs.	\$4,700
B-1400	1,416	44.9	340 lbs.	\$5,422
B-1400-30-2	1,416	44.9	352 lbs.	\$5,422
B-1100-00 ¹	1,114	35.4	272 lbs.	\$4,108
B-1400-00 ¹	1,416	44.9	304 lbs.	\$4,656

One set of stainless steel legs included in bin price. Height includes bin legs set at 6.00". Legs adjust from 6.00" to 7.50".
¹Adapter not included.

For use with Manitowoc ice machines only. One-piece polyethylene interior liner. Bin top cut to mount either 30" or 48" ice machines. Specify 30" or 48" in model number. Note side by side on bin order with B-1400-30-2.

* Storage capacity for bins is based on 90% of total volume in cubic feet x 30 lb./ft.³ average density of ice.

Ice deflector K-00383 required for two S-1470, S-1870 or S-2170 units side by side. Single S-1470, S-1870 or S-2170 requires K-00382 when installing on non-Manitowoc bin. Kit not to be used when installing on ice dispenser. S-680C, S-850C, S-1000C and S-1200C require ice deflector K-00347 for B-750, B-1100, B-1400, or non-Manitowoc bins.

C-STYLE



C-730S*

W 42" D 31.50" H 46"

DuraTech™ exterior. Bin door, is gray ABS to match S-Model ice machine trim color. Bin leg is bullet design, adjustable from 6.00" to 7.00".

Model	Storage Capacity** ARI/Lbs.	Cu. Ft.	Shipping Weight	Suggested List Price
C-730S*	560	23.3	155 lbs.	\$2,220

One set of nickel plated brushed legs included in bin price. Height includes bin legs set at 6.00". Legs adjust from 6.00" to 7.00".

* Includes K-00023 adapter to mount 30" ice machine to bin.

** ARI storage capacity for bins is based on 80% of total volume in cubic feet x 30 lb./ft.³ average density of ice. Use K-00386 ice deflector with S-1470C, S-1870C or S-2170 on C-730 Bin.

Marine Bins


Model	Dimensions W x D x H'	Shipping Weight	Suggested List Price
MB-2238	22" x 34" x 38"	243 lbs	\$7,645
MB-3038	30" x 34" x 38"	332 lbs	\$8,713
MB-3044	30" x 34" x 44"	397 lbs	\$9,479
MB-4844	48" x 34" x 44"	672 lbs	\$10,702
MB-5244	52" x 34" x 44"	733 lbs	\$12,230

One set of nickel plated brushed legs included in bin price. ¹Height does not include bin legs. Legs adjust from 6.00" to 7.50". Ice deflector included with bin.

Outer and inner cabinet - 18 ga 304 stainless, cove corners in liner, stainless steel 6" flanged legs. Stainless steel ice scoop, 1-year warranty - material and workmanship.

BIN ADAPTERS & ICE DEFLECTOR KITS

Kit	Adaption	Shipping Weight	Suggested List Price
K-00105	22" B, J, S, SN, SE, Q, QC or QF Ice Machine to C-470S Bin. Not for IB	5 lbs.	\$113
K-00365	22" Q, S, SN/SE, QC or QF Ice Machine to 30" S and B Bins. Not for IB	8 lbs.	\$147
K-00365	22" Q or S Ice Machine to 30" S Dispenser. Not for IB	8 lbs.	\$147
K-00195	22" IB Series to 22" B/S-320 or B/S-420 Bin or SPA-160	10 lbs.	\$255
K-00196	22" IB Series to B/S-170, 400 or 570 Bin or SPA-310 or SFA-291	15 lbs.	\$255
K-00368	22" Q, S, SN/SE, QC or QF Ice Machine to B/S-970 Bin. Not for IB	18 lbs.	\$240
K-00371	Two SN, SE, QC, QF to B/S-970 Bin (water-cooled or QuietQube only)	8 lbs.	\$205
K-00370	30" Q or S Ice Machine to 48" B-970 Bin. No weight limit	34 lbs.	\$330
K-00369	30" Q or S Ice Machine to 48" B-970 Bin. Weight limit 180 lbs. maximum (Models 280, 300, 450, 500 only.)	13 lbs.	\$250
K-00156	30" Q or S Ice Machine to C-900 or C-950 Bin – includes ice deflector	14 lbs.	\$255
K-00157	30" Q or S Ice Machine to C-970 Bin	10 lbs.	\$255
K-00396	S-3300 Ice Machine to B-1100-00 Bin	6 lbs.	\$261
K-00397	S-3300 Ice Machine to B-1400-00 Bin	60 lbs.	\$1,296
K-00170	Ice deflector required on Manitowoc B-750, B-1050, B-1100, B-1400 bins or Non-Manitowoc bins for all Q-600, Q-800 and Q-1000 Series.	6 lbs.	\$137
K-00139	Ice deflector required for Q-1800 on B-750, B-1050, B-1100, B-1400 or non-Manitowoc bin	8 lbs.	\$142
K-00119	Ice deflector required for Q-1800, S-1400, S-1600, or S-1800 on C-900 and C-950 bin	8 lbs.	\$113
K-00211	Ice deflector for Q-Dual on Non-Manitowoc or B-750, B-1050, B-1100, B-1400 bins	11 lbs.	\$137
K-00382	Ice deflector for S-1470C, S-1870C or S-2170C on non-Manitowoc or B-750, B-1050, B-1100, B-1400 bins	8 lbs.	\$137
K-00383	Ice deflectors for two S-1470C, S-1870C or S-2170C units side by side on B-1400 or non-Manitowoc bins	18 lbs.	\$228
K-00385	Adaptor and ice deflector for S-1470C, S-1870C or S-2170C on B-970. Before installation remove deflector in B-970 bin prior to installing K-00385	32 lbs.	\$410
K-00386	Adaptor and ice deflector for S-1470C, S-1870C or S-2170C on C730 bin.	7 lbs.	\$218
K-00347	Ice deflector for 30" S-ice machine on non-Manitowoc or B-750, B-1050, B-1100, B-1400 bins	6 lbs.	\$137
K-00349	Ice deflector for 48" S-ice machine on non-Manitowoc B-1100, B-1400 bins	12 lbs.	\$160
K-00391	Ice deflector set for S-3300 ice machine on non-Manitowoc, B-1100-00 or B-1400-00 bins	17 lbs.	\$448
K-00404	30" bin adapter kit for 25.2" RF Flake Ice Machines	TBD	\$205
K-00405	48" bin adapter kit for 25.2" RF Flake Ice Machines	TBD	\$263



BIN ADAPTERS & ICE DEFLECTOR KITS FOR CURRENT MODELS

		ICE MACHINE											
BIN		S-300 ⁴	S-320 ³ & S-420 ³	S-450 ⁴ & S-500 ⁴	S-600 ⁴	S-850 ⁶ S-1000 ⁶ & S-1200 ⁶	S-1400 ⁵ S-1600 ⁵ & S-1800 ⁵	Q-1800 ⁵ Stackable	S-680C ⁶ S-800C ⁶ S-1000C ⁶ S-1200C ⁶	S-1470C ^{1,7} S-1870C ^{1,7} S-2170C ^{1,7}	IB-600 IB-800 & IB-1000	RF0300 RF0600 RF1200	S-3300 ⁸
		B-170		K-00365			N/A	N/A	N/A	N/A	N/A	K-00196	K-00404
	B-320	N/A		N/A	N/A	N/A	N/A	N/A	N/A	N/A	K-00195	N/A	N/A
	B-400		K-00365					N/A	N/A	N/A	K-00196	K-00404	N/A
	B-420	N/A		N/A	N/A	N/A	N/A	N/A	N/A	N/A	K-00195	N/A	N/A
	B-570		K-00365					N/A	N/A		K-00196	K-00404	N/A
	C-7302		K-00117					N/A	N/A	K-00386	N/A	N/A	N/A
	C900/950	K-00156	N/A	K-00156	K-00156	K-00156	K-00119	K-00119	K-00156	N/A	N/A	N/A	N/A
	C-970	K-00157	N/A	K-00157	K-00157	K-00157			K-00157	N/A	N/A	N/A	N/A
	B-970	K-00369	K-00368	K-00369	K-00370	K-00370			K-00369	K-00385	N/A	K-00405	N/A
	B-750	K-00347	N/A	K-00347	K-00347	K-00347	N/A	N/A	K-00347	K-00382	N/A	N/A	N/A
	B-1100-00		N/A								N/A	N/A	K-00396
	B-1100-30	K-00347	N/A	K-00347	K-00347	K-00347	N/A	N/A	K-00347	K-00382	N/A	N/A	N/A
	B-1100-48	N/A	N/A	N/A	N/A	N/A	K-00349	K-00139	N/A	N/A	N/A	N/A	N/A
	B-1400-00		N/A								N/A	N/A	K-00397
	B-1400-30	K-00347	N/A	K-00347	K-00347	K-00347	N/A	N/A	K-00347	K-00382	N/A	N/A	N/A
	B-1400-48	N/A	N/A	N/A	N/A	N/A	K-00349	K-00139	N/A	N/A	N/A	N/A	N/A
	SPA-160	N/A		N/A	N/A	N/A	N/A	N/A	N/A	N/A	K-00195	N/A	N/A
	SPA-310		K-00365							N/A	K-00196	N/A	N/A
	Non-Manitowoc Dispensers	K-00346	K-00348	K-00346	K-00346	K-00346	N/A	N/A	K-00346	N/A	N/A	N/A	N/A

¹ K-00382 ice deflector for S-1470C, S-1870C or S-2170C on non-Manitowoc bin.

² The K-00023 bin adapter is shipped with the C-730 bin.

³ When putting two 22" units on S-970 bin use K-00371 – water-cooled or CVD remote only.

⁴ When installing 30" S single evaporator machine on non-Manitowoc bin K-00347 deflector is required.

⁵ When installing 48" S single evaporator machine on non-Manitowoc bin K-00349 deflector is required.

⁶ When installing 30" S single evaporator machine on non-Manitowoc bin K-00347 deflector is required.

⁷ K-00383 for use with two S-1470C, S-1870C, or S-2170C units side by side on B-1400.

⁸ K-00391 Ice Deflector Kit when installing S-3300 on bin application.

Note: Shaded area indicates NOT a product application.

Refer to separate Accessory List Price Schedule for list prices and shipping weights



AuCS-SI

AuCS® AUTOMATIC CLEANING SYSTEM	
Model	Description
AuCS-A	Automatic Cleaning System Accessory for ice machine Series Q-280 through Q-1800, and Q-Dual. Not available for the QM Series, Q130, Q210, Q270 or with flake and nugget ice machines. This model uses bottles 94-0546-3 and 94-0565-3.
AuCS-SI	Automatic Cleaning System Accessory for ice machine Series S-450, S-500, S-600, S-850, S-1000, S-1200, S-1400, S-1600 and S-1800 only. This option is installed inside of the machine. Empty bottles are included with the accessory and can be filled with gallon container 94-0580-3 and 94-0581-3. Power to the AuCS is supplied by the machine. When ordering indicate electrical requirements; 115 volt 60 Hz – AuCS-SI-161 and 230 volt 50/60 Hz – AuCS-SI-271.
AuCS-SO	Automatic Cleaning System Accessory for ice machine S-300, S-322, S-422, S-1470C, S-1870C, S-2170C, and IB series. Not available with flake, nugget or S-3300 ice machines. This option is installed on the outside of the machine and works in conjunction with cleaner and sanitizer bottle numbers 94-0546-3 and 94-0565-3. Installed outside of machine, but electrical is supplied from the machine. When ordering indicate electrical requirements; 115 volt 60 Hz – AuCS-SO-161, and 230 volt 50/60 Hz – AuCS-SO-271.

Note: AuCS Automatic Cleaning System cannot be used with flake and nugget ice machines.



AuCS-SO

REPLACEMENT CLEANER / SANITIZER for Cubers Only (through Parts Dept.)	
Kit	Description
Bottle replacements for AuCS-A and AuCS-SO	
000005163	Cleaner: 16 oz. bottle (sold in case of 4)
000005165	Sanitizer: 16 oz. bottle (sold in case of 4) Non-hazardous labeling for USA shipment only
000005162	Cleaner: 16 oz. bottle (sold in case of 12)
000005164	Sanitizer: 16 oz. bottle (sold in case of 12) Hazardous labeling
Refills for all AuCS Systems	
94-0580-3	Cleaner: one gallon container (sold in case of 4)
94-0581-3	Sanitizer: one gallon container (sold in case of 4) Hazardous labeling

REPLACEMENT CLEANER / SANITIZER for SM-50, Flake & Nugget (through Parts Dept.)	
Kit	Description
000000084	Cleaner for SM-50, Flake & Nugget ice machines - 16 oz. bottles (sold in case of 12) – non-hazardous labeling for USA shipment only
000005165	Sanitizer: 16 oz. bottle (sold in case of 4) - non-hazardous labeling for USA shipment only
000005164	Sanitizer: 16 oz. bottle (sold in case of 12) - hazardous labeling

Note: The cleaning and sanitizing fluids are the same chemistry for all AuCS systems. The bottles used with the AuCS-SI are custom to the machine and included with the original system. If bottle replacements are needed for AuCS-SI, they are 9405543 and 9405443 available through Parts Dept. The gallon bottles can be used for refills on any system.

GUARDIAN®	
Model	Description
GSI200	Slime inhibitor system for use with Q, IB, J, or B-Model Manitowoc ice machines. Includes one sachet with screws. Not for use with S-Series ice machines. Not for use with undercounter, nugget and flake ice machines.
K-00206	Replacement Sachet 200 gram Ice Sentry sachet refill—sold to distributor in masterpack of 6. Sachet refills come standard with sachet basket and two thumb screws. Used in Q and S-Series ice machines. Cannot be used with nugget, flaker and undercounter units.



CONVENIENT ICE BAGGER	
Kit	Description
K-00146	Ice bagger assembly, includes bagger, B-Model bin adapter, and 250 bags and ties. Stainless steel finish.
K-00068	Replacement Bags/Ties Bag Kit - includes 1,000 bags (4 wickets of 250) and ties.



ICE SCOOP (through Parts Dept.)	
Model	Description
3302583	6 oz. clear scoop for QM & SM Series (each)
3302603	32 oz. white scoop (each) (Used for B-170 and Q-Series undercounter units.)
3302593	82 oz. white scoop (each) (Used for ice bin B-320 and up.)

Refer to separate Accessory List Price Schedule for list prices and shipping weights



ARCTIC PURE® – WATER FILTER				
Model	Description	SIZING GUIDE		
		Ice Machine	Model	
		AR-PRE	AR-10000	AR-20000
		AR-40000		
AR-PRE	Pre-filter assembly includes head, shroud, hardware, mounting assembly, and one filter cartridge. Use on all Manitowoc machines.	•	•	
AR-10000	Primary filter assembly, includes head, shroud, hardware, mounting assembly, and one filter cartridge. See right for sizing guide.	•	•	
AR-20000	Primary filter assembly includes head, shroud, hardware, mounting assembly, and one filter cartridge. See right for sizing guide.	•	•	
AR-40000	Primary filter assembly, includes head, shroud, hardware, mounting assembly, and two filter cartridges. See right for sizing guide.	•	•	
Note: AR-PRE, AR-10000 and AR-20000 sold in master packs of six. AR-40000 sold individually.				
Replacement Filter Cartridges				
K-00374	AR-2800 replacement (sold in case of 12). Used with SM-50.			
K-00337	AR-PRE replacement (sold in case of 12).			
K-00338	AR-10000 replacement (sold in case of 12).			
K-00339	AR-20000/40000 replacement (sold in case of 6).			
K-00344	Bin bracket for Arctic Pure water filter.			
K-00173	Tri-L Pre-filter (sold in case of 12).			
K-00174	Tri-L Primary filter (sold in case of 12).			
DRAIN PUMP				
Model	Description			
K-00376	Drain Pump for SM-50A. Used where gravity drain not available. 12' rise and 100' run maximum.			

The S-3300 is not compatible with existing filters.

ACCESSORIES



B-model bin leg

LEGS & CASTERS			
Model	Description	Model	Description
K-00063	2.5" Casters. For use with Series 130, 210, 270, QF400 and B-170 bin. Non-locking.	K-00144	12" Adjustable Flange Foot - stainless steel. Can use with undercounter machines and B170 and B400 Bin. Not for use with 22" unit, stacked units, dispensers, or the QM series.
K-00153	4.625" Adjustable Flange Foot - stainless steel	K-00138	Adjustable Caster Legs, 7.625" - 8.625" - stainless steel. Not for use with 22" unit, or any stacked units, dispensers or QM's. 2-locking casters and 2 non-locking per set.
K-00176	4" leg for QM30 or QM45 - black painted	K-00350	6" Adjustable Legs - stainless steel standard on B-Series bins.
K-00215	QM Series leveler legs, adjusts from .5" to 1.25" – 1/2-13 thread	K-00345	Leg kit for SM-50 & SN12/20 series ice machines.
K-00137	6" Adjustable Flange Foot - stainless steel for S and B Series bins		
K-00151	6" Adjustable Flange Foot - gray painted for S-Series bins		
K-00145	6" Adjustable Secured Flange Foot - stainless steel		

STACKING KITS	
Kit	Combinations ¹
K-00143	Q-1300/Q-1800 Stackable on a Q-1300/Q-1800 Stackable
K-00216	Stacking 230V Relay Assembly - shuts off upper machine when lower machine senses a full bin.

¹When stacking a Q-Model with a J-Model, the Q-Model ice machine must be the bottom unit.

²Cannot stack (2) Q-280. When stacking a Q-280 to another Manitowoc ice machine model, the Q-280 must be the top unit.

NOTE: S-Series ice machines are NOT stackable.

